

Now Yesterday

Search:

#	USA State	Total Cases	New Cases	Total Deaths	New Deaths	Total Recovered	Active Cases	Tot Cases/ 1M pop	Deaths/ 1M pop	Total Tests
	USA Total	80,979,977		985,914		55,013,011	24,981,052	244,651	2,979	958,3
1	California (/coronavirus/usa/california/)	9,013,816		86,780		N/A	N/A	228,127	2,196	148,5
2	Texas (/coronavirus/usa/texas/)	6,654,665		86,141		N/A	N/A	229,504	2,971	60,8
3	Florida (/coronavirus/usa/florida/)	5,862,640		71,326		N/A	N/A	272,964	3,321	54,4
4	New York (/coronavirus/usa/new-york/)	5,087,314		68,068		N/A	N/A	261,511	3,499	101,6
5	Illinois (/coronavirus/usa/illinois/)	3,039,806		37,151		2,893,579	109,076	239,887	2,932	55,3
6	Pennsylvania (/coronavirus/usa/pennsylvania/)	2,764,085		43,600		N/A	N/A	215,911	3,406	25,0
7	Ohio (/coronavirus/usa/ohio/)	2,659,929		37,018		2,597,901	25,010	227,556	3,167	21,7
8	North Carolina (/coronavirus/usa/north-carolina/)	2,602,244		22,802		2,560,824	18,618	248,114	2,174	26,0
9	Georgia (/coronavirus/usa/georgia/)	2,472,140		35,848		1,634,971	801,321	232,838	3,376	23,3
10	Michigan (/coronavirus/usa/michigan/)	2,367,688		34,858		1,421,905	910,925	237,080	3,490	23,7
11	New Jersey (/coronavirus/usa/new-jersey/)	2,175,439		33,027		1,859,882	282,530	244,921	3,718	17,3
12	Tennessee (/coronavirus/usa/tennessee/)	2,012,072		24,684		N/A	N/A	294,629	3,614	12,5
13	Arizona (/coronavirus/usa/arizona/)	1,980,769		27,946		1,894,504	58,319	272,132	3,839	18,2
14	Indiana (/coronavirus/usa/indiana/)	1,685,176		23,017		1,488,796	173,363	250,315	3,419	19,0
15	Massachusetts (/coronavirus/usa/massachusetts/)	1,677,619		23,614		N/A	N/A	243,398	3,426	41,2
16	Virginia (/coronavirus/usa/virginia/)	1,648,179		19,060		N/A	N/A	193,097	2,233	18,6
17	Wisconsin (/coronavirus/usa/wisconsin/)	1,575,712		13,514		N/A	N/A	270,628	2,321	15,3

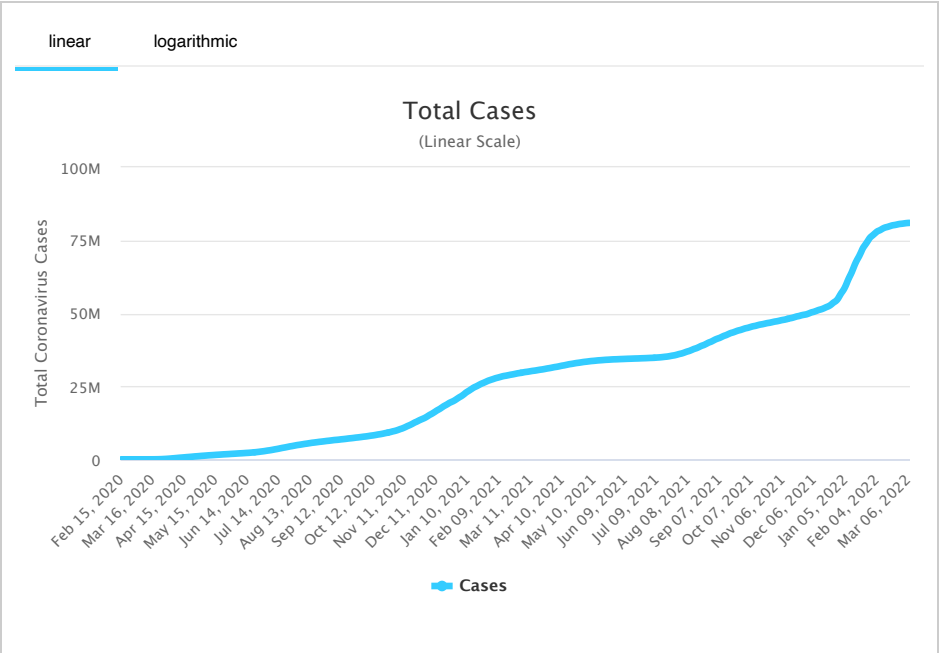
18	South Carolina (/coronavirus/usa/south-carolina/)	1,463,842		17,186		1,020,158	426,498	284,312	3,338	15,6
19	Washington (/coronavirus/usa/washington/)	1,432,321		12,076		N/A	N/A	188,095	1,586	11,6
20	Minnesota (/coronavirus/usa/minnesota/)	1,418,694		12,391		1,400,456	5,847	251,558	2,197	18,8
21	Missouri (/coronavirus/usa/missouri/)	1,400,761		19,089		907,640	474,032	228,233	3,110	14,3
22	Colorado (/coronavirus/usa/colorado/)	1,320,644		12,641		836,553	471,450	229,329	2,195	16,7
23	Kentucky (/coronavirus/usa/kentucky/)	1,286,697		14,018		N/A	N/A	288,002	3,138	13,6
24	Alabama (/coronavirus/usa/alabama/)	1,286,661		18,569		N/A	N/A	262,413	3,787	7,2
25	Louisiana (/coronavirus/usa/louisiana/)	1,228,580		16,785		N/A	N/A	264,279	3,611	14,6
26	Oklahoma (/coronavirus/usa/oklahoma/)	1,024,471		13,278		N/A	N/A	258,903	3,356	5,4
27	Maryland (/coronavirus/usa/maryland/)	1,004,762		14,188		N/A	N/A	166,195	2,347	19,0
28	Utah (/coronavirus/usa/utah/)	924,791		4,461		908,590	11,740	288,460	1,391	9,2
29	Iowa (/coronavirus/usa/iowa/)	848,257		9,171		N/A	N/A	268,855	2,907	8,4
30	Arkansas (/coronavirus/usa/arkansas/)	823,532		10,724		809,571	3,237	272,891	3,554	6,6
31	Mississippi (/coronavirus/usa/mississippi/)	791,817		12,171		766,449	13,197	266,054	4,090	6,0
32	Kansas (/coronavirus/usa/kansas/)	767,870		7,988		722,727	37,155	263,573	2,742	2,2
33	Connecticut (/coronavirus/usa/connecticut/)	727,542		10,515		690,197	26,830	204,063	2,949	15,1
34	Oregon (/coronavirus/usa/oregon/)	697,775		6,743		564,400	126,632	165,438	1,599	10,5
35	Nevada (/coronavirus/usa/nevada/)	685,865		9,820		575,312	100,733	222,672	3,188	6,8
36	New Mexico (/coronavirus/usa/new-mexico/)	513,994		6,988		479,163	27,843	245,129	3,333	6,6
	West Virginia	493,361		6,452		485,000	1,909	275,290	3,600	5,7

37	(/coronavirus/usa/west-virginia/)									
38	Nebraska (/coronavirus/usa/nebraska/)	476,481		4,013		N/A	N/A	246,319	2,075	5,3
39	Idaho (/coronavirus/usa/idaho/)	434,157		4,796		154,788	274,573	242,944	2,684	2,7
40	Rhode Island (/coronavirus/usa/rhode-island/)	357,136		3,419		N/A	N/A	337,124	3,227	7,5
41	New Hampshire (/coronavirus/usa/new-hampshire/)	299,651		2,403		296,203	1,045	220,378	1,767	4,4
42	Montana (/coronavirus/usa/montana/)	271,191		3,208		266,922	1,061	253,739	3,002	2,6
43	Delaware (/coronavirus/usa/delaware/)	257,325		2,751		249,407	5,167	264,258	2,825	1,0
44	North Dakota (/coronavirus/usa/north-dakota/)	238,784		2,211		236,173	400	313,339	2,901	6
45	Hawaii (/coronavirus/usa/hawaii/)	237,455		1,354		N/A	N/A	167,709	956	3,5
46	South Dakota (/coronavirus/usa/south-dakota/)	236,351		2,834		229,863	3,654	267,166	3,203	2,1
47	Alaska (/coronavirus/usa/alaska/)	233,394		1,158		160,830	71,406	319,043	1,583	4,0
48	Maine (/coronavirus/usa/maine/)	230,720		2,135		N/A	N/A	171,640	1,588	4,7
49	Wyoming (/coronavirus/usa/wyoming/)	155,492		1,741		153,385	366	268,665	3,008	1,3
50	District Of Columbia (/coronavirus/usa/district-of-columbia/)	134,623		1,319		N/A	N/A	190,752	1,869	3,0
51	Vermont (/coronavirus/usa/vermont/)	113,407		607		106,430	6,370	181,745	973	3,3
52	Puerto Rico	474,907		4,135		260,867	209,905	140,217	1,221	3,8
53	Guam	45,542		331		41,211	4,000			4
54	United States Virgin Islands	15,440		109		15,290	41			3
55	Northern Mariana Islands	10,155		30		9,691	434			!
56	American Samoa	290				N/A	N/A			
57	Veteran Affairs	610,465		21,021		583,669	5,775			7,9
58	US Military	603,736		679		544,846	58,211			
59	Federal Prisons	68,920		294		N/A	N/A			1:

60	Navajo Nation	52,654		1,651		50,725	278			4
61	Grand Princess Ship	122		7		115	0			
62	Wuhan Repatriated	3				3	0			
63	Diamond Princess Ship	46				46	0			
	Total:	80,979,977		985,914		55,013,011	24,981,052	244,651	2,979	958,3



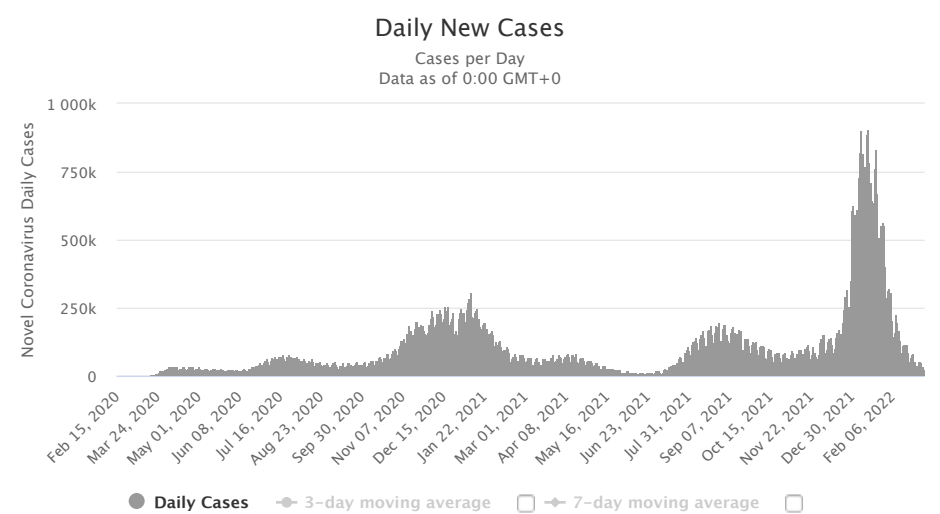
Total Coronavirus Cases in the United States



Keep familie
fighting illne:
together.

Give Monthly

Daily New Cases in the United States



See also: [Daily Deaths Graph](#)

Refinance

2.25% RATE 2.44% APR

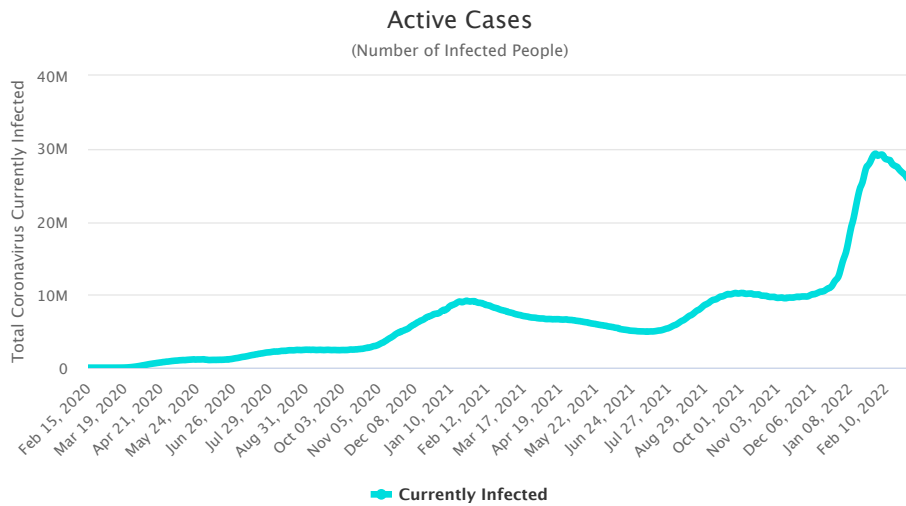
Select loan amount \$

\$

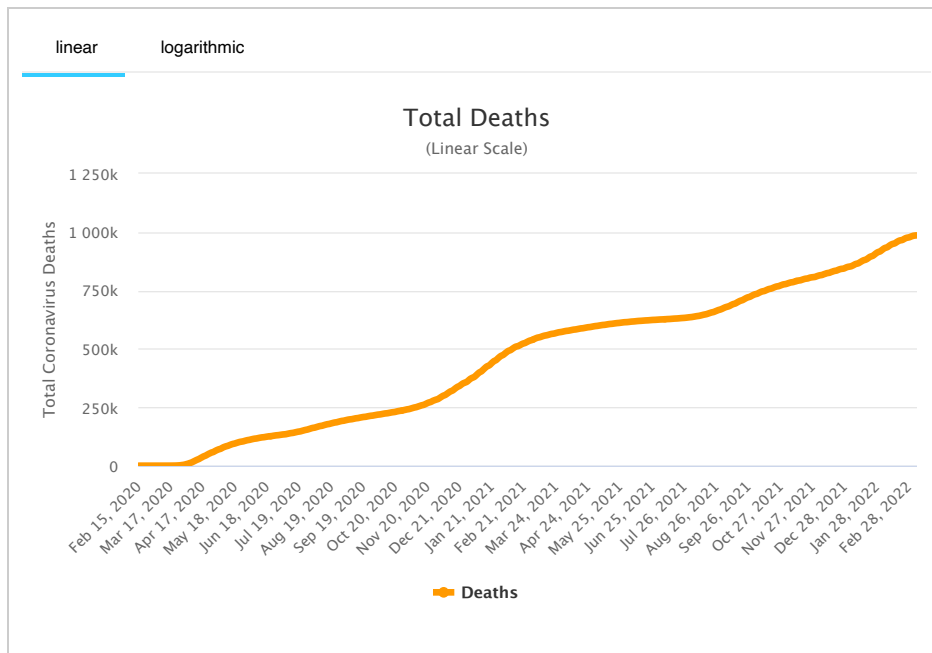
Calculate Payment

Terms & Conditions apply. 15-yr fixed. NMLS

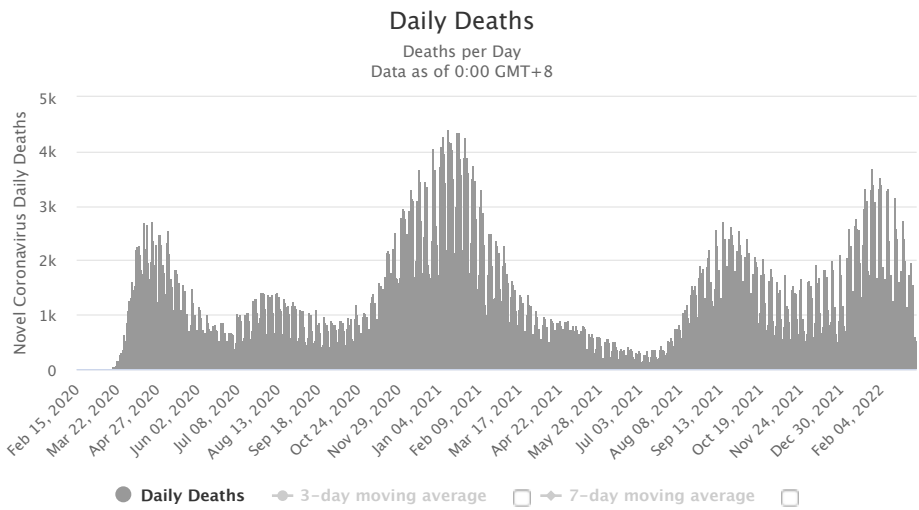
Active Cases in the United States



Total Coronavirus Deaths in the United States



Daily New Deaths in the United States



See also: [Daily Cases Graph](#)

Latest News

March 7 (GMT)

Updates

- 25,751 new cases and 508 new deaths in [the United States \(/coronavirus/country/us/\)](#)

March 6

March 5

March 4

March 3

March 2

[View More News](#)

Historical account of the initial stages of the epidemic in the United States

Content:

- First 20 cases in the United States
- Progression of first suspected cases
- Timeline of initial events
- Sources for the historical account

First 20 cases in the United States

Information collected on the first 20 domestic cases (not including repatriated cases and Diamond Princess cruise ship evacuee cases) is presented in the table below:

State	Cases	Sex	Age	Date	Case #	Location	Source
Oregon	1			Feb. 29	17 th	Washington C.	
Washington	2			Feb. 29	18, 19 th		
	1	M	30s	Jan. 21	1 st	Snohomish	[7]
Illinois	1			Mar. 1	20 th		
	1	M	60s	Jan. 30	6 th	Chicago	[12]
	1	F	60s	Jan. 24	2 nd	Chicago	[8]
California	2	unkn.	unkn.	Jan. 26	3 rd , 4 th	Orange C., L.A.	[9]
	1	M	adult	Jan. 31	7 th	Santa Clara C.	[17][18]
	1	F	unkn.	Feb. 2	9 th	Santa Clara C.	
	1	M	57	Feb. 2	10 th	San Benito C.	
	1	F	57	Feb. 2	11 th	San Benito C.	
	1		65	Feb. 28	16 th	Santa Clara C.	
	1			Feb. 21	13 th	Humboldt C.	
	1			Feb. 21	14 th	Sacramento C.	
	1			Feb. 26	15 th	[Northern California]	
Massachusetts	1	M	20s	Feb. 1	8 th	Boston	[16]
Arizona	1	unkn.	student	Jan. 26	5 th	Maricopa County	
Wisconsin	1			Feb. 5	12 th	Madison	

Patients Under Investigation (PUI) in the United States

CDC in the early stages released information regarding the number of cases and people under investigation that was updated regularly on Mondays, Wednesdays, and Fridays. Below we provide the historical reports that we were able to gather in order to track the progression in the number of suspected cases and US states involved through time in the initial stages

As of Feb. 10:

<i>Number of U.S. States with PUI</i>	<i>36</i>
Positive	12
Negative	318
Pending (specimens awaiting testing)	68
TOTAL	398

As of Feb. 7:

<i>Number of U.S. States with PUI</i>	<i>36</i>
Positive	12
Negative	225
Pending (specimens awaiting testing)	100
TOTAL	337

As of Feb. 5:

<i>Number of U.S. States with PUI</i>	<i>36</i>
Positive	11
Negative	206
Pending (specimens awaiting testing)	76
TOTAL	293

As of Feb. 3:

<i>Number of U.S. States with PUI</i>	<i>36</i>
Positive	11
Negative	167
Pending (specimens awaiting testing)	82
TOTAL	260

As of January 31:

<i>Number of U.S. States with PUI</i>	<i>36</i>
Positive	6
Negative	114
Pending (specimens awaiting testing)	121
TOTAL	241

Previously, as of January 29, there were 92 suspected cases awaiting testing.

--	--

Number of U.S. States with PUI	36
Positive	5
Negative	68
Pending (specimens awaiting testing)	92
TOTAL	165

Timeline of Events

-  On January 31, HHS declared Coronavirus a Public Health Emergency in the US (<https://www.hhs.gov/about/news/2020/01/31/secretary-azar-declares-public-health-emergency-us-2019-novel-coronavirus.html>)
As of Jan. 31, the Wuhan coronavirus is officially a public health emergency in the United States, Alex Azar, secretary of the US Department of Health and Human Services (HHS), announced at a White House press briefing.
-  On Jan. 31, the U.S. Centers for Disease Control and Prevention (CDC) **issued a federal quarantine for 14 days** affecting the 195 American evacuees from Wuhan, China. Starting Sunday, Feb. 2, U.S. citizens, permanent residents and immediate family who have visited China's Hubei province will undergo a **mandatory 14 days quarantine** and, if they have visited other parts of China, they would be screened at airports and asked to self-quarantine for 14 days. The last time the CDC had issued a quarantine was over 50 years ago in the 1960s, for smallpox.
-  President Donald Trump signed an order on Jan. 31 for the U.S. to **deny entry to foreign nationals who traveled to China** within the preceding two weeks, aside from the immediate family of U.S. citizens.
- On Jan. 30, the CDC had confirmed the **first case of person to person transmission in the U.S.:** ^[12] the husband of the Chicago, Illinois case who had returned from Wuhan, China on Jan. 13 and who tested positive for the virus on Jan. 24).
- CDC stated on Jan. 30 that "It is likely there will be more cases of 2019-nCoV reported in the U.S. in the coming days and weeks, including more person-to-person spread."^[12]
- The virus had been confirmed in **5 states**.
- On Jan. 31, **New York City** health officials vehemently denied the rumor regarding a coronavirus case in the city. ^[13] On Feb. 1, however, the city's health commissioner did report that there was a test being performed on a person under 40 who had returned from China, developed matching symptoms, and tested negative to the seasonal flu.
- Most US patients had recently visited Wuhan.**
- All of the first five U.S. cases were described as **mild**.
- A study on the first US case of novel coronavirus detailed mild symptoms followed by pneumonia (https://www.cnn.com/2020/01/31/health/washington-coronavirus-study-nejm/index.html?utm_term=link&utm_medium=social&utm_content=2020-02-01T00)

U.S. Airlines suspended ALL flights between the U.S. and China

On Friday, January 31, Delta, American and United announced they would temporarily suspend all of their mainland China flights in response to the coronavirus outbreak.^[14]

Prior to this January 31 announcement:

- UNITED AIRLINES**
on Jan. 28 had announced it would cut 24 flights between the U.S. and China for the first week of February.
- AMERICAN AIRLINES**

on Jan. 29 had announced it would suspend flights from Los Angeles to Shanghai and Beijing from Feb. 9 through March 27, 2020. It will maintain its flight schedules (10 daily A/R) from Dallas-Fort Worth to Shanghai and Beijing, as well as from Los Angeles and Dallas-Fort Worth to Hong Kong.

- **DELTA**

had not adjusted its schedule of direct flights from the U.S. to China. It is the only airline with direct flights to not take action so far.

The White House was considering issuing a ban on flights between the United States and China, as of late Jan. 28^[11]. Italy has announced on January 31 that it was suspending all flights to and from China following the first 2 cases of coronavirus in Italy.

Travel Alert: Do Not Travel to China

- The U.S. State Department on January 30 issued a **Level 4: Do Not Travel to China Alert** (<https://travel.state.gov/content/travel/en/traveladvisories/traveladvisories/china-travel-advisory.html>) ^[4] (the highest level of alert).
- Previously, on January 29, the advisory was set at a lower "Level 3: Reconsider Travel" advising not to travel to Hubei Province: (Level 4) and reconsider travel to the remainder of China (Level 3).
- The CDC on Jan. 28 issued a Level 3 Warning (<https://wwwnc.cdc.gov/travel/notices/warning/novel-coronavirus-china>), recommending that travelers **avoid all nonessential travel to China** ^[5].

Screening incoming passengers at 20 airports in the U.S.

On January 17, the CDC announced that 3 airports in the United States would begin screening incoming passengers from China: SFO, JFK, and LAX ^[6] Other 2 airports were added subsequently, and on January 28, the U.S. Department of Health and Human Services (HHS) announced that 15 additional U.S. airports (bringing the total to 20) would begin screening incoming travelers from China.

Below is the complete list of airports where screening for the 2019 Novel Coronavirus (2019-nCoV) is in place:

- Los Angeles International (LAX)
- San Francisco International (SFO)
- Chicago O'Hare
- New York JFK
- Atlanta Hartsfield-Jackson International
- Houston George Bush Intercontinental
- Dallas-Fort Worth International
- San Diego International
- Seattle-Tacoma International
- Honolulu International
- Anchorage Ted Stevens International
- Minneapolis-St. Paul International
- Detroit Metropolitan
- Miami International
- Washington Dulles International

- Philadelphia International
- Newark Liberty International
- Boston Logan International
- El Paso International
- Puerto Rico's San Juan Airport

Sources for the historical account

1. Novel Coronavirus (2019-nCoV) situation reports (<https://www.who.int/emergencies/diseases/novel-coronavirus-2019/situation-reports/>) - World Health Organization (<https://www.who.int/>) (WHO)
2. 2019 Novel Coronavirus (2019-nCoV) in the U.S (<https://www.cdc.gov/coronavirus/2019-ncov/cases-in-us.html>) - U.S. Centers for Disease Control and Prevention (<https://www.cdc.gov/>) (CDC)
3. Symptoms of Novel Coronavirus (2019-nCoV) (<https://www.cdc.gov/coronavirus/2019-ncov/about/symptoms.html>) - CDC
4. China Travel Advisory (<https://travel.state.gov/content/travel/en/traveladvisories/traveladvisories/china-travel-advisory.html>) - U.S. State Department, accessed January 31, 2020.
5. Novel Coronavirus in China - Warning - Level 3, Avoid Nonessential Travel (<https://wwwnc.cdc.gov/travel/notices/warning/novel-coronavirus-china>) - CDC, January 28, 2020.
6. Public Health Screening to Begin at 3 U.S. Airports for 2019 Novel Coronavirus ("2019-nCoV") (<https://www.cdc.gov/media/releases/2020/p0117-coronavirus-screening.html>) - CDC January 17, 2020
7. First Travel-related Case of 2019 Novel Coronavirus Detected in United States (<https://www.cdc.gov/media/releases/2020/p0121-novel-coronavirus-travel-case.html>) - CDC, January 21, 2020
8. Second Travel-related Case of 2019 Novel Coronavirus Detected in United States (<https://www.cdc.gov/media/releases/2020/p0124-second-travel-coronavirus.html>) - CDC, January 24, 2020
9. CDC confirms additional cases of 2019 Novel Coronavirus in United States (<https://www.cdc.gov/media/releases/2020/s0126-coronavirus-new-cases.html>) - CDC, January 26, 2020
10. 2019 Novel Coronavirus (2019-nCoV) in the U.S. (<https://www.cdc.gov/coronavirus/2019-ncov/cases-in-us.html>) - CDC, Updated January 29, 2020
11. White House considers ban on flights to China amid coronavirus outbreak (<https://eu.usatoday.com/story/travel/news/2020/01/28/white-house-considers-ban-china-flights-amid-coronavirus-outbreak/4602839002/>) - USA Today, Jan. 28, 2020
12. CDC Confirms Person-to-Person Spread of New Coronavirus in the United States (<https://www.cdc.gov/media/releases/2020/p0130-coronavirus-spread.html>) - CDC Press Release, Jan. 30, 2020
13. NYC Officials Deny Report Of Coronavirus Amid Confusion (<https://www.forbes.com/sites/sergeiklebnikov/2020/01/31/nyc-officials-deny-report-of-coronavirus-amid-confusion/#351e47b5652c>) - Forbes, Jan. 31, 2020
14. Delta, American, United to suspend all China mainland flights as coronavirus crisis grows (<https://eu.usatoday.com/story/travel/2020/01/31/coronavirus-china-flight-ban-delta-cuts-all-flights-white-house/4620989002/>) - USA Today, Jan. 31, 2020
15. Secretary Azar Declares Public Health Emergency for United States for 2019 Novel Coronavirus (<https://www.hhs.gov/about/news/2020/01/31/secretary-azar-declares-public-health-emergency-us-2019-novel-coronavirus.html>) - U.S. Department of Health and Human Services (HHS), Jan. 31, 2020
16. Man returning from Wuhan, China is first case of 2019 Novel Coronavirus confirmed in Massachusetts (<https://www.mass.gov/news/man-returning-from-wuhan-china-is-first-case-of-2019-novel-coronavirus-confirmed-in>) - Massachusetts Department of Public Health, Feb. 1, 2020
17. County of Santa Clara Public Health Department Reports First Case of Novel (new) Coronavirus (<https://www.sccgov.org/sites/phd/news/Pages/novel-coronavirus-1-31-2020.aspx>) - Santa Clara County Public Health, Jan. 31, 2020
18. Coronavirus: First case confirmed in Santa Clara County (<https://www.mercurynews.com/2020/01/31/santa-clara-coronavirus/>) - Mercury News, Jan. 31, 2020

worldometer (/)

[about \(/about/\)](#) | [faq \(/faq/\)](#) | [languages \(/languages/\)](#) | [contact \(/contact/\)](#) | [report coronavirus cases \(/report_us/\)](#)

 ([newsletter-subscribe/](#))  (<https://twitter.com/Worldometers>)  (<https://www.facebook.com/Worldometers.info>)

© Copyright Worldometers.info - All rights reserved - [Disclaimer & Privacy Policy \(/disclaimer/\)](#)